

Fritt Fram 3

Temabok 1



Bliss-utgave

2007

Oversatt til Bliss av Astri Holgersen
Tilrettelagt av Trøndelag kompetansesenter
ved Jørn Østvik

Utarbeidet med økonomiske midler fra
Utdanningsdirektoratet

Temabok 1

Fritt Fram 3

Bliss-utgave

Dette er en Bliss-utgave av første temabok i en serie på seks temabøker knyttet til læreverket *Fritt Fram* for 3. klasse, utgitt av Aschehoug forlag. *Fritt Fram* integrerer samfunnsfag og natur- og miljøfag. Temabøkene er laget for elever med behov for forenklet lærestoff og gjengir hovedtemaene i grunnboka.

Hovedtemaene i denne temaboken er: Alle er med og bestemmer
Beste-venn med fire ben

Bliss-utgaven er utgitt med tillatelse fra Aschehoug forlag, og kan fritt lastes ned fra ASK-loftet (www.ask-loftet.no) og distribueres.



www.statped.no/trondelag

Levanger, november 2007.








Klasseråd













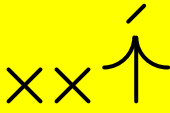
Mats og Mari går i 3. klasse.





Klassen skal på tur idag.

Hvor skal de gå?

Mari	vil	gå	i	parken.
				

Mats	vil	gå	på	fisketur.
				

En	gutt	vil	gå	i	skogen.
					

Han	vil	plukke	sopp.
			

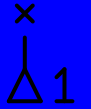

Hvor

skal

vi


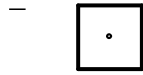
gå?

?



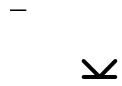
i

parken



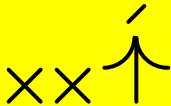
på

fisketur

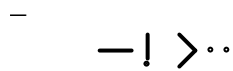


i

skogen



et annet sted



Klassen	har	møte.
	x ±	

Klassen	har	klasseråd.
	x ±	

Elevene	snakker	om	hvor	de	vil	gå.
	x ○	>	?			

Alle	kan	si	hva	de	mener.

Les	ordene.
) (○ □	x / ÷ ∅

Skriv	ordene.
x /	x / ÷ ∅

parken

skogen

fisketur

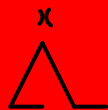
klasseråd

Hvor

går

klassen?

?



Les.

) (



Sett

kryss

på

rett

svar:



Elevene

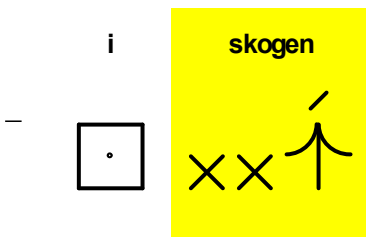
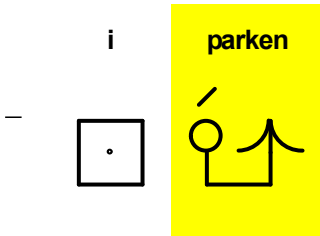
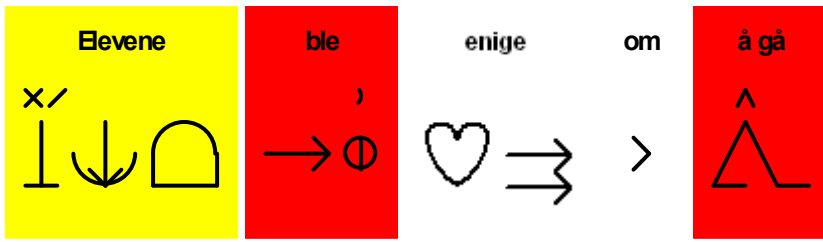
snakket

sammen.



,





Hvem løp sin vei da barna kom.






Trekk streker mellom tallene.

Trekk streker fra til



Hvem løp sin vei?

Fargelegg.






Hvor liker du å gå på tur?

?  +!    






Sett kryss:








Jeg liker å gå i parken.


  +!   


Jeg liker å gå på fisketur.


  +!   


Jeg liker å gå i skogen.

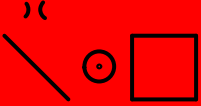
  +!     


Skriv:
x



Jeg


liker


å gå.



Tegn


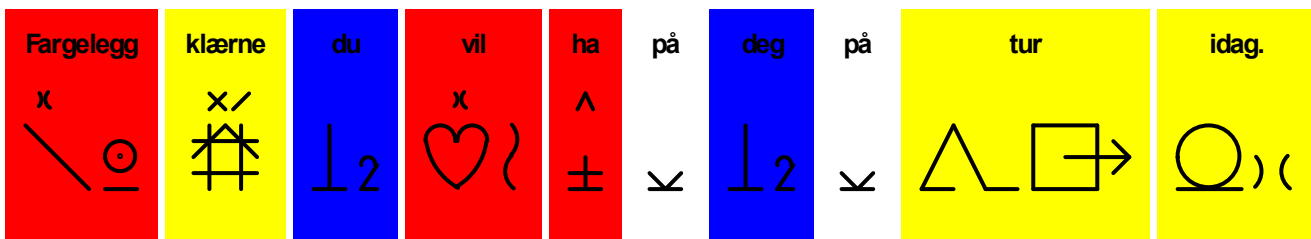

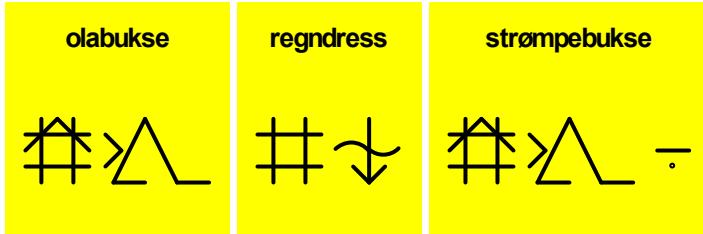
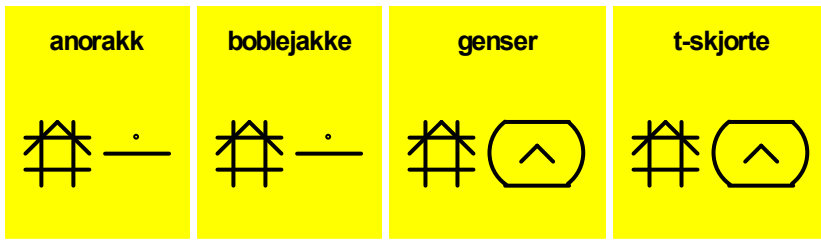
deg






selv





på

✗



tur.






Les	ordene.
 	 

Skriv	ordene.
	 



genser

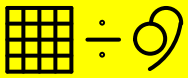
bukser

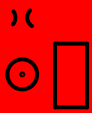
støvlr

Kryssord



Les



Skriv



ordene



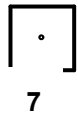
som

''

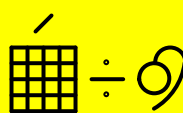
passer



i



kryssordet.



Du



kan



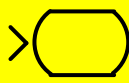
se



på



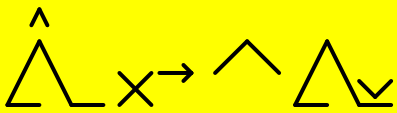
side



7

løpesko

1



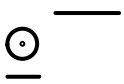
vinterjakke

2



blå



3





bukse





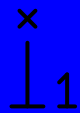


4

fjell	plagg
	

5

varmt	plagg
	

6

Dette	bruker	vi	rundt	halsen.
				

Hva ^ ? ○	vil x ♡ }	du ⊥ 2	ha ^ ±	med +	på ∨	tur? △ □ →
-----------------	-----------------	-----------	--------------	----------	---------	---------------

Sett) (streker. x
-------------	-------------------


mat ○ _	pakke ✉
---------------	------------

termos


sitteunderlag

appelsin


Har	du	med	noe	annet	på	tur?
x			v	v		
±	⊥ 2	+	÷	⊗	⋈	




Jeg	har	med	fiskestang	
	x			
⊥ 1	±	+		




Jeg	har	med	sopp	kurv.
	x			
⊥ 1	±	+		




Jeg	har	med	bær	spann.
	x			
⊥ 1	±	+		



Jeg	har	med	badetøy.	
	x			
⊥ 1	±	+		



Jeg	har	med	kikkert.	
	x			
⊥ 1	±	+		




Jeg
⊥ 1

har
x
±

med

+

kart.
□ _




Jeg
⊥ 1

har
x
±

med

+

kompass.
⊕ ⊗ →



Elevråd råd

Mari er på møte.

Hun er på møte i elevråd.

To elever fra hver klasse møter i

elevråd.

Klassen til Mari har bestemt Mari skal gå på møtet.

Elevene sier hva de mener på møtet i elevråd.

Elevene sier det de mener om saker som angår dem.

Skriv.

elevråd

Møte i elevråd.

Vi snakker om dette:

Hvor skal sykkelstativet stå?



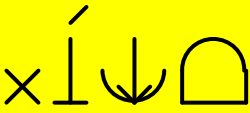



1 ?

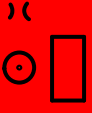

Hvem skal bruke fotballbanen i fri minuttene?



2

Mari går til klassen sin etter møtet.

Mari forteller klassen om møtet.

Mari 	forteller 	klassen 	hva 	elevrådet 	mener. 
--	---	---	---	--	--

Les 	ordene. 
--	---

Skriv 	ordene. 
--	---


sykkelstativ



fotballbane



friminutt



Les.

) (

⊙ □

Skriv

ja eller nei.

x

+!! -< -!!

Kan du sykle?

) (^

∨ ⊥₂ ₂⊗

Får du lov til å sykle til skolen?

^ > ₂⊗ > ∠ ↑ ∩

Er det sykkelstativ på skolen din?


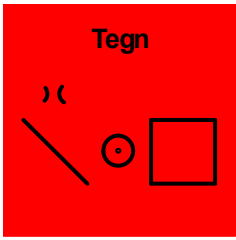
) (⊙ / ₂⊗ L ∞ ∠ ↑ ∩ ⊥₂+

Sparker noen i klassen din fotball?

x ∨ ÷ □ x ∠ ↓ ∩ ⊥₂+ ^ ⊖ ∠

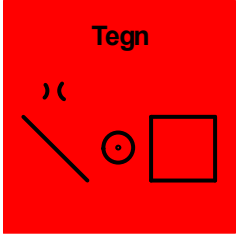

Sparker noen i klassen din fotball hver dag?

x ∨ ÷ □ x ∠ ↓ ∩ ⊥₂+ ^ ⊖ ∠ 1 ⊗ ○




som

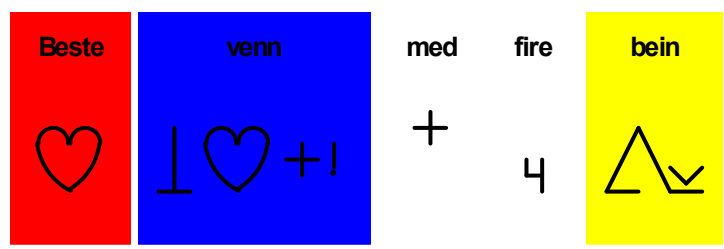
,,







med





+

















Mari	har	en	kanin.
	x ±	\	




Kaninen	heter	Silkeøre.
	x ○	




Silkeøre	bor	i	bur.
	x 		

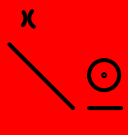
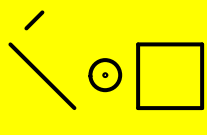

Buret	er	i	hagen	til	Mari.
	x ⊖			>·	

Mari	gir	kaninen	vann	og	mat.
	x 			+	

<p>Silkeøre</p> 	<p>liker</p> 	<p>løvetann.</p> 
--	--	--

<p>Silkeøre</p> 	<p>liker</p> 	<p>gulrøtter.</p> 
--	--	---

<p>Silkeøre</p> 	<p>liker</p> 	<p>gress.</p> 
--	--	---

<p>Fargelegg</p> 	<p>tegningen</p> 	<p>av</p>	<p>Silkeøre.</p> 
---	--	-----------	--

Hvem

er

jeg?

⊥ 1

⊗

⊥ 1

Jeg

spiser

gulrøtter.

⊥ 1

x

⊖

x

√

Jeg

spiser

løvetann.

⊥ 1

x

⊖

⊙

Jeg

bor

i

hagen

til

Mari.

⊥ 1

⊠

□

⊙

>

⊙

Jeg

er

en

⊥ 1

⊗

⊗

✓

Jeg

heter

⊥ 1

x

⊗

Skriv.

x



kanin



løvetann



gulrøtter

x



gress



Pattedyr



Silkeøre

har

tre

små

unger.

x

v

x

±

3

I

Λ α Η



Ungene

drikker

melk

fra

Silkeøre.

x/

x

Λ α Η



|>

Λ α Η ?

x/



Dyr

som

suger

melk

fra

mor

kalles

pattedyr.

x



|>



x



Λ

..



|>



Λ α Η

Λ

..



|>



Λ α Η

Skriv.

x



pattedyr



suger

x



menneske



dyreunger

x



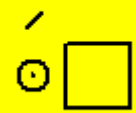







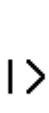

Trekk	streker	mellom	tallene.
)(/	x 	·	#

Trekk	streker	fra	til
)(/	x 	> 1	>· 37

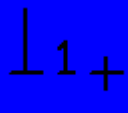




Hvilket	dyr	sitter	her?
? ÷	ΛΛ	x L	>··

Fargelegg.
x / ○ —





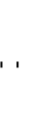



På **bildet** ser du mange dyr som drikker melk fra moren

sin når de er små.

Er mennesket et dyr som drikker, tror du?

Noen	pattedyr	bor	i	havet.
∨ ÷		X 		

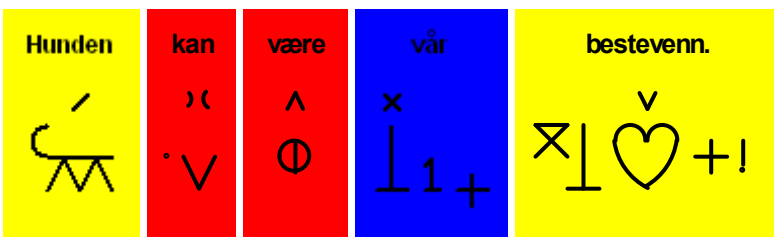
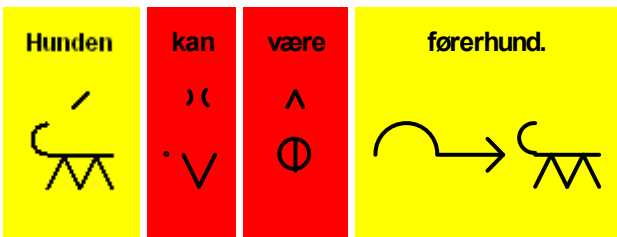
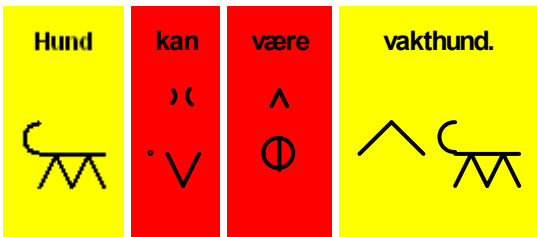
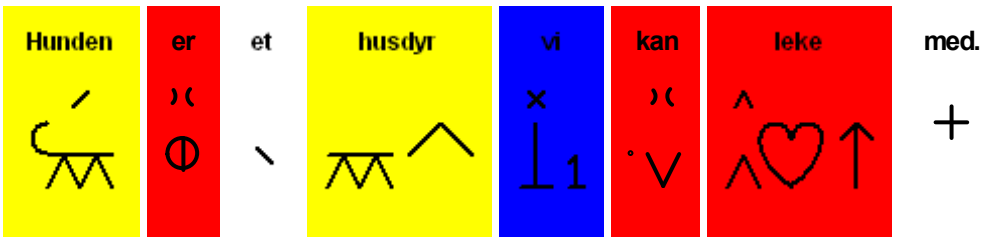
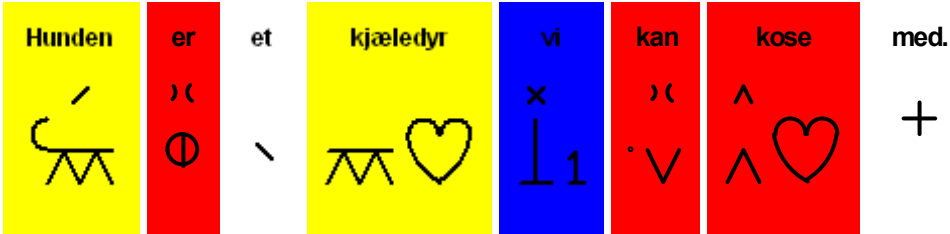

Noen	pattedyr	bor	på	land.
∨ ÷		X 		

Kan	du	navnet	på	pattedyr	på	bildet?
X ∨	12					

Skriv	navnene	i	boka.
X 	X 		

Skriv	navnene	under	bildet.
X 	X 		

Du	kan	spørre	læreren	din.
12	X ∨			12+



Skriv.

x



hund



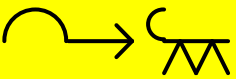
husdyr



vakthund



førerhund



Finn	hundene.

Fargelegg	hundene	du	finner:

Hvor	mange	hunder	finner	du?

Katten

Katten er et pattedyr.

Katten er et kjæledyr.

Katten er et husdyr.

Katten er glad i fløte.

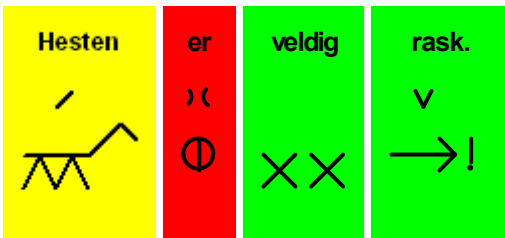
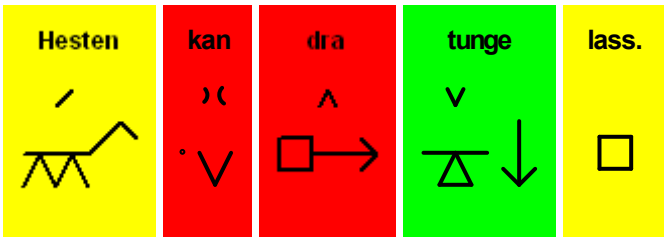
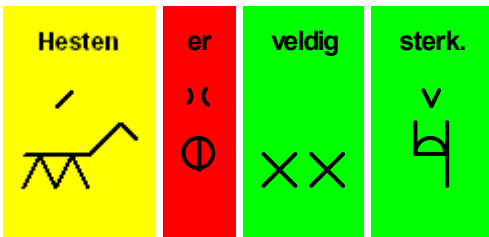
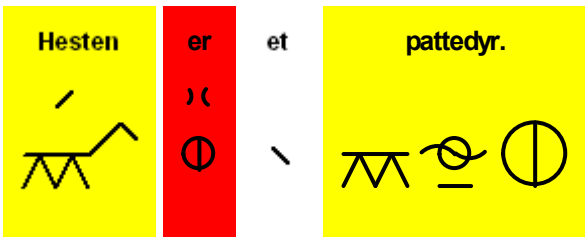
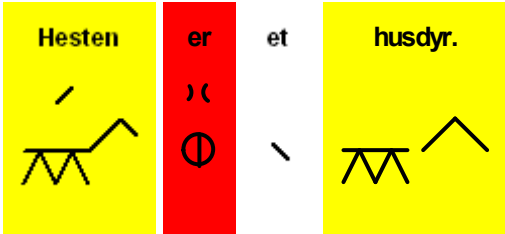
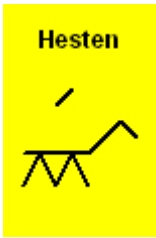
Jeg har spisse tenner.

Jeg har skarpe klør.

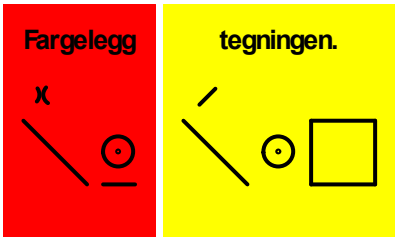
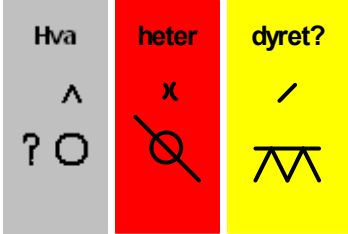
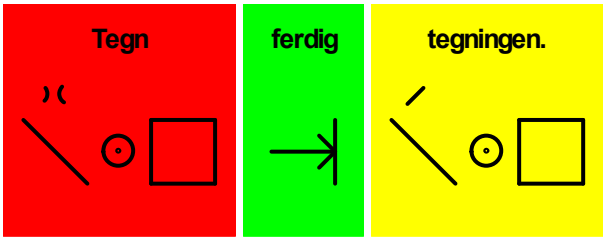
Jeg	kan	se	i	mørket.
⊥ 1)(· √	^ ⊙	□ ·	∩ ⊙ v

Jeg	er	et	rovdyr.
⊥ 1)(⊙	\	⋈ ⚠

Jeg	er	en	
⊥ 1)(⊙	\	_____







Gåte

⌊ 1 ? ⌋
⊖
+

Jeg er et husdyr.

⌊ 1) (⊖ \ ⌋

Jeg er et pattedyr.

⌊ 1) (⊖ \ ⌋

Jeg er veldig sterk.

⌊ 1) (⊖ × × ⌋

Jeg kan trekke tunge ting.

⌊ 1) (⊖ ^ v ⌋

Jeg er veldig rask.

⌊ 1) (⊖ × × ⌋

Du kan ri på meg.

⌊ 2) (^ v ⌋

Jeg
 $\perp 1$

er
)
 \ominus


en

\

ORD TIL SIDE 8

(side 3 i originalutgaven)

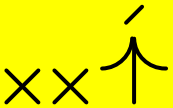
parken



fisketur



skogen



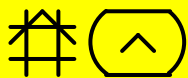
klasseråd



ORD TIL SIDE 14

(side 7 i originalutgaven)

genser



bukse



støvlr



ORD TIL SIDE 18

(side 9 i originalutgaven)

ja

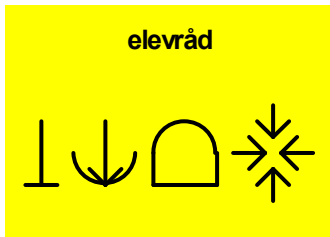
+!!

nei

-!!

ORD TIL SIDE 21

(side 10 i originalutgaven)



ORD TIL SIDE 23

(side 11 i originalutgaven)



ORD TIL SIDE 30

(side 15 i originalutgaven)

kanin



løvetann



gulrøtter

x

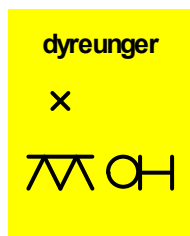

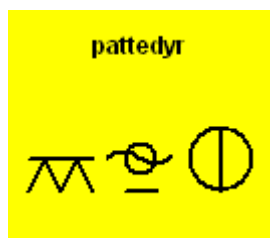


gress



ORD TIL SIDE 32

(side 17 i originalutgaven)



ORD TIL SIDE 37

(side 21 i originalutgaven)

hund



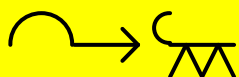
husdyr



vakthund



førerhund



ORD TIL SIDENE 40 OG 45

(side 22 og 24 i originalutgaven)

katt



hest

