

Fritt Fram 3

Temabok 5



Bliss-utgave

2007

Oversatt til Bliss av Astri Holgersen
Tilrettelagt av Trøndelag kompetansesenter
ved Jørn Østvik

Utarbeidet med økonomiske midler fra
Utdanningsdirektoratet

Temabok 5

Fritt Fram 3

Bliss-utgave



Dette er en Bliss-utgave av femte temabok i en serie på seks temabøker knyttet til læreverket *Fritt Fram* for 3. klasse, utgitt av Aschehoug forlag. *Fritt Fram* integrerer samfunnsfag og natur- og miljøfag. Temabøkene er laget for elever med behov for forenklet lærestoff og gjengir hovedtemaene i grunnboka.

Hovedtemaene i denne temaboken er: Mot ukjent land
Vi lærer om fugler
Fra fugl til fly

Bliss-utgaven er utgitt med tillatelse fra Aschehoug forlag, og kan fritt lastes ned fra ASK-loftet (www.ask-loftet.no) og distribueres.

 Trøndelag
kompetansesenter
Statlig spesialpedagogisk støttesystem
www.statped.no/trondelag

Levanger, november 2007.

Mot	ukjent	land
>		

Mannen ved roret heter Leiv Eriksson.

Leiv levde for 1000 år siden.

Bildet heter "Leiv Eriksson" oppdager Amerika.

Les	ordene.
) (○ □	× / ÷ ∞

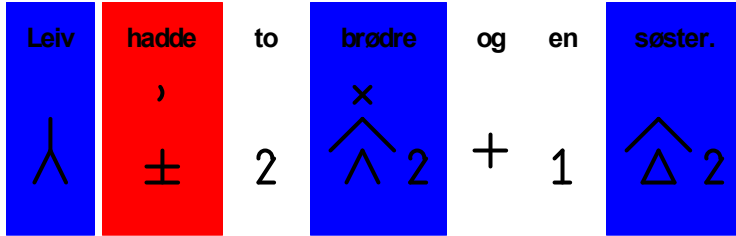
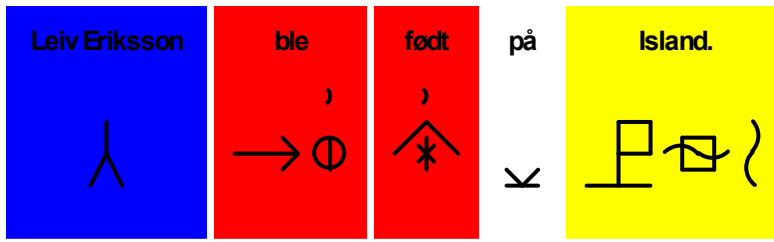
Skriv	ordene.
x /	× / ÷ ∞

roret

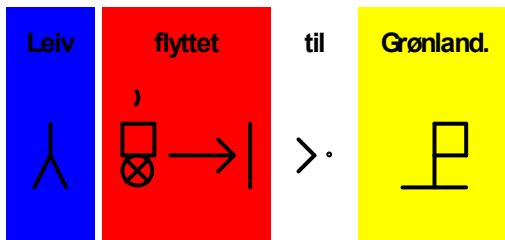
Leiv Eriksson

oppdager

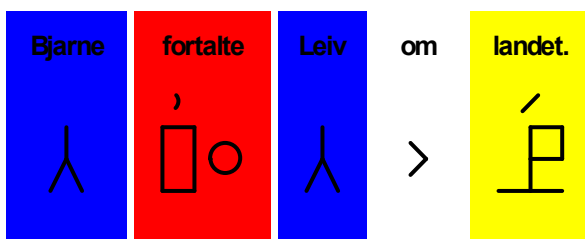
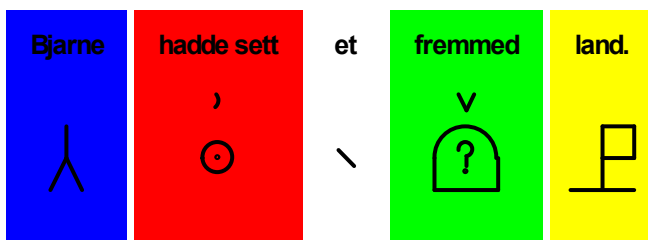
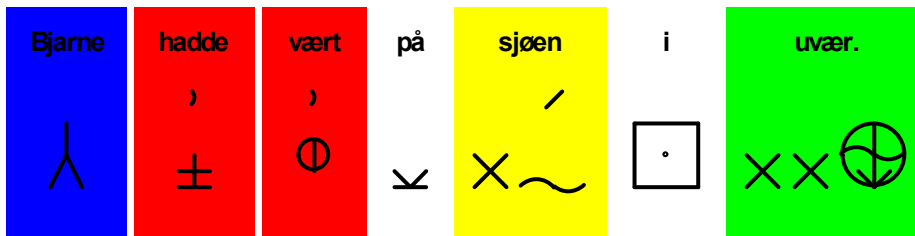
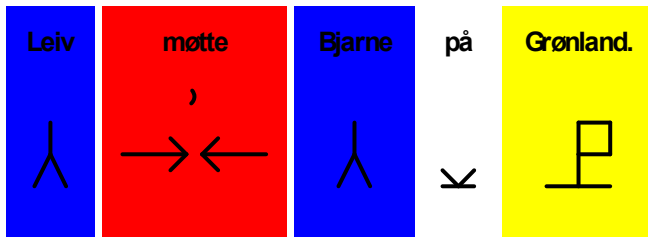
1




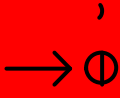

2



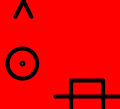








3



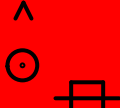








4

Leiv	ble	voksen.
		

Leiv	ville	finne	det	fremmede	landet.
					

Leiv	kjøpte	båten	til	Bjarne.
			>.	

Leiv	reiste	for	å finne	landet.
		>>		

Leiv	hadde	med	seg	mange	menn.
		+			

5

De	fant	landet	Bjarne	hadde sett.
x 3	, ⊙ □	∠ □	∧	, ⊙

De	bygde	hus	i	landet.
x 3	, △	x □	□ .	∠ □

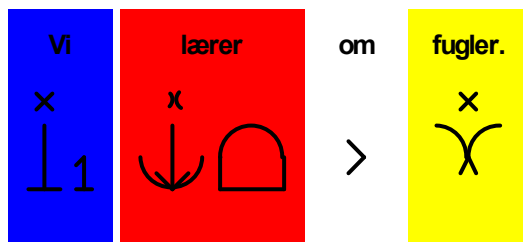
De	var	der	i	ett	år.
x 3	, ⊙	∠	□ .	1	⊙

6

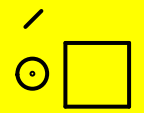


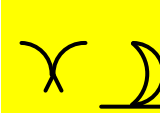
Det	var	mange	ville dyr	i	landet.
	, ⊙	v x	∧ □	□ .	∠ □

Det	var	mye	fisk	der.
	, ⊙	v x	∩	∠

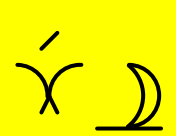

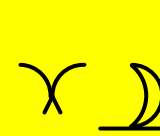
Leiv	kalte	landet	VINLAND.
∧	, ⊙	∠ □	




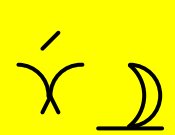
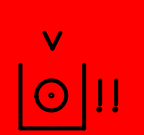


På **bildet** **ser** **du** en **ugle.**

Ugla **er** en **perleugle.**

Hva **ser** **perleugla** **etter,** **tror** **du?**

Hakkespetter



Mari og Mats ser på en hakkespett.



+

Mats



ser

x



på en



\

hakkespett.



Hakkespetten



sitter



i



treet.



Hakkespetten



hakker



hull



i



treet.



Hakkespetten



skal



bo



i



hullet



i



treet.



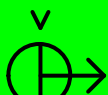
Hakkespetten



lager



nytt



hull



hvert år.



Hakkespetten



legger



egg



i



hullet











i






treet.




Mari	bruker	en	kikkert.
		\	



Hvorfor	bruker	hun	kikkert,	tror	du?
?▷					

Skriv	ordene.
x 	x/  

fugler

x




ugle

hakkespett









reir




 




kikkert





  

Fargelegg	perleugla.
x  	x/  




Hakkespetten 	har x ±	lang v 	tunge. ÷ ○ ↑ ↓
---	---------------	--	-------------------



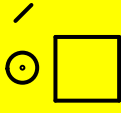


Hakkespetten 	får x 	tak i)(v	insekter x 	med +	tunga. ÷ ○ ↑ ↓
---	---	------------------	--	----------	-------------------







Hakkespetten 	på v	bildet ○ □	heter x 	svartspett. 
---	---------	---------------	---	--



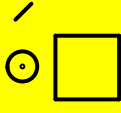


Svartspetten 	er)(○	den 	største x v 	hakkespetten 	i □	Norge. 
---	---------------	---------	---	---	--------	--





Hakkespetten 	har x ±	kraftig v 	nebb. = ○
---	---------------	---	--------------




Hakkespetten 	kan)(v	hogge ^ = ○	hull 	i □	trestammer. x 
---	----------------	-------------------	---	--------	---

Hakkespetten	på	bildet	heter	dvergspett.
				

Dvergspetten	er	den	minste	hakkespetten	i	Norge.
						

Hakkespetten	på	bildet	heter	grønnspekk.
				

Hvorfor	heter	den	grønnspekk,	tror	du?
?▷					

Hakkespetten	spiser	maur.
		

Hakkespetten	spiser	insekter.
		

Skriv.

x

hakkespett



svartspett



grønnspekk



dvergspett



Fargelegg

hakkespetten.

Hva slags

hakkespett

har

du

tegnet?

Jeg

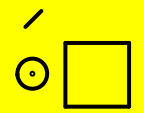



har

tegnet






en

\




På **bildet** **ser** **du** et **tre.**

↘    \ 




Treet **har** **to** **hull** **i** **stammen.**

  **2**   





Ett **hull** **er** **stort.**

1   





Ett **hull** **er** **lite.**

1   

Svartspetten **har** **hakked** **ett** **hull.**

   **1** 

Dvergspetten **har** **hakked** **ett** **hull.**

   **1** 

Hvem	har	hakket	det	store	hullet,	tror	du?
·,	x ±) /		v I	/	x C	2

har	hakket	det	store	hullet.
x ±) /		v I	/

Hvem	har	hakket	det	lille	hullet,	tror	du?
·,	x ±) /		v I	/	x C	2

Fargelegg	tegningen.
x /	/
○	○ □

Tegn	en	svartspett	ved	det	store	hullet.
) (/ ○ □	\	Y	> ·		v I	/

Tegn	en	dvergspett	ved	det	lille	hullet.
) (/ ○ □	\	Y	> ·		v I	/

Husker	du?

Noen	fugler	bor	i	hull	i	trærne.

Hakkespetter	har	lagt	hullene.

Noen	fugler	bor	i	fuglekasser.

Mats	og	Mari	har lagt	en	fuglekasse.

En	kjøttmeis	har	flyttet inn	i	kassen.

Kjøttmeisen	har	lagt	egg	i	kassen.

På	bildet	ser	du	kjøttmeisen.
↘				

Kjøttmeisen	legger	mange	egg.

Kjøttmeisen	kan	legge	mellom	og	egg.
				8 + 12	

Eggene	har	rød-	brune	prikker.

På **bildet** **ser** **du** en **blåmeis.**

Blåmeisen **har** **blå** **hette** på **hodet.**

På **bildet** **ser** **du** en **stær.**

Stæren **flyr** **til** **varme** **land** om **vinteren.**

Der **finner** **den** **insekter** **som** **den** **kan** **spise.**

Om **sommeren** **kommer** **stæren** **tilbake** **til** **Norge.**

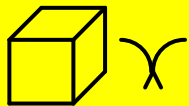
Vi **kaller** **stæren** **en** **trekkfugl.**

Skriv.

x



fuglekasse



kjøttmeis






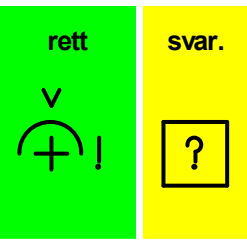
blåmeis



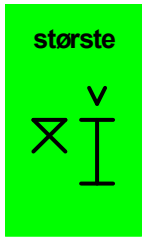

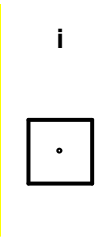
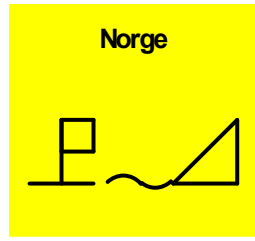


stær



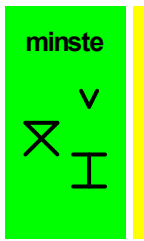

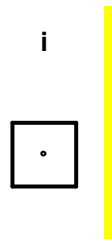
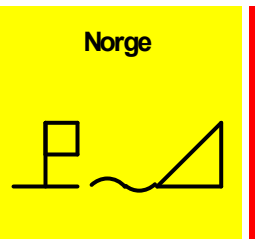


Sett kryss for rett svar.

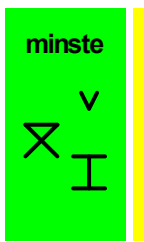

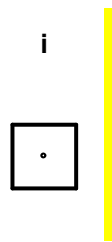
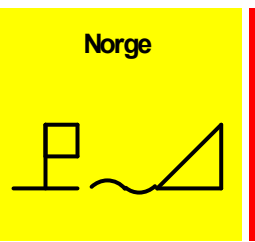


Den største hakkespetten i Norge heter svartspett.



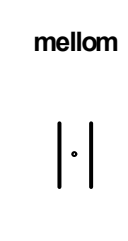
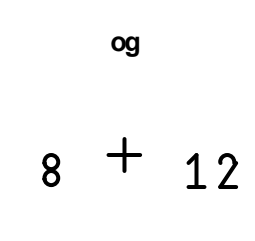

Den minste hakkespetten i Norge heter svartspett.

Den minste hakkespetten i Norge heter dvergspett.

Kjøttmeisen legger mellom og egg.



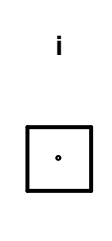
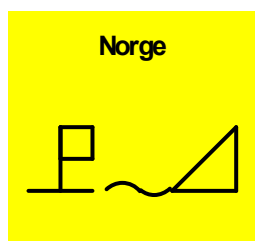
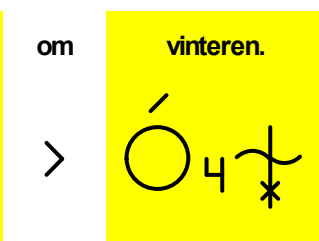






Stæren er en trekkfugl.






Trekkfugler lever i Norge om vinteren.


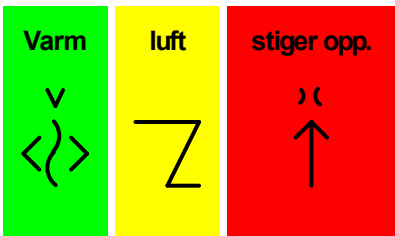
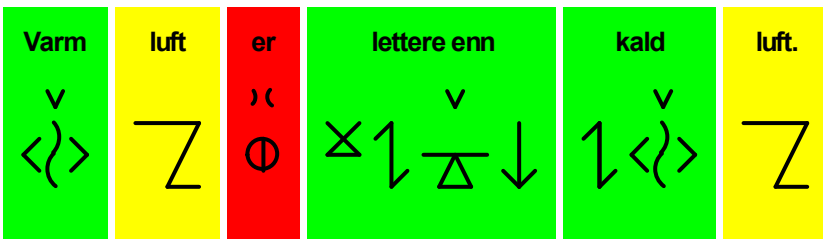
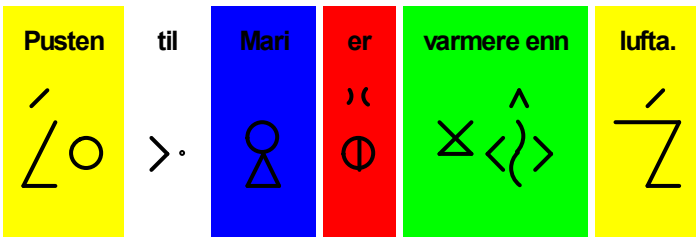

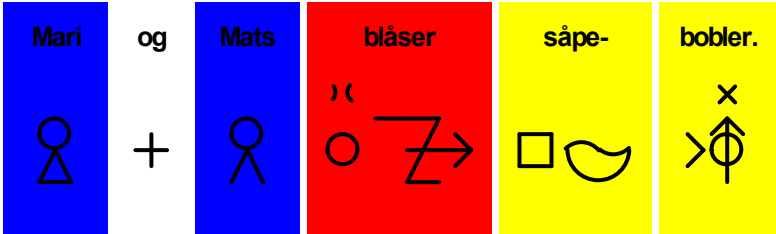







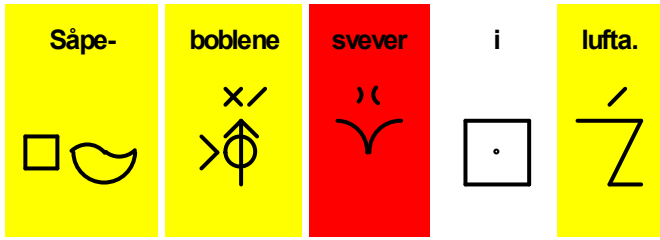
Trekkfugler **flyr** til **varme** land om vinteren.



Hva	ser	du	på	bildet?
? □	x ⊙	⊥ 2	∨	/ ⊙ □

Kan	vi	se	luft?
) (x	^	
· ∨	⊥ 1	⊙	7





Skriv.

x



såpe-



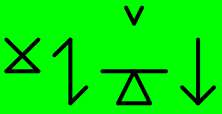
boble



luft



lettere



sveve



stige



Hvorfor stiger varm luft opp, tror du?

Varm luft er enn kald luft.

Kan du lage såpebobler?

Blås under såpeboblene.

Hvor lenge kan såpeboblene dine sveve i lufta?

Husker	du?

Varm	luft	er	lettere enn	kald	luft.

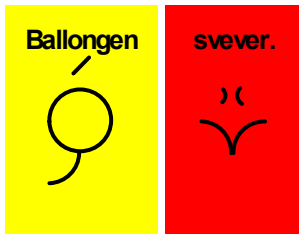
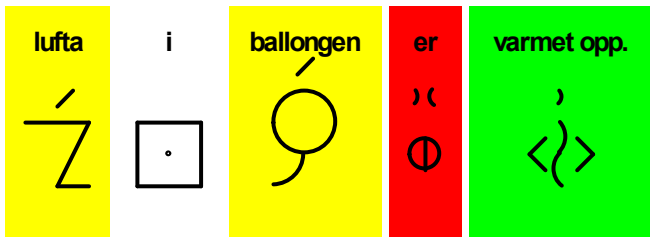
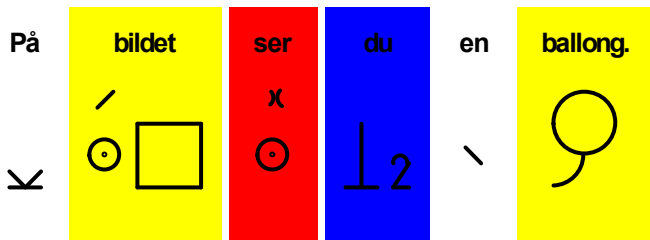
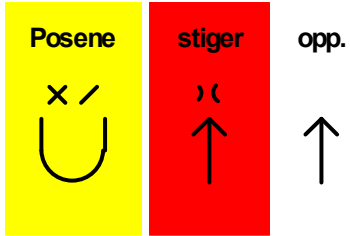

Varm	luft	stiger	opp.

Se	på	bildet.

Mennene	fyller	posene	med	varm	luft.
			+		

Lufta	i	posene	er	varm.

Varm	luft	er	lettere enn	kald	luft.



Skriv.
x
/

pose
U

ballong
Q

Hvorfor

stiger
)(
↑

posene
x /
U

opp,

↑

tror
x
C

du?
⊥ 2

? ▷

Lufta
Z

i
□

posene
x /
U

er
)(
⊕

_____.

Varm
v
< >

luft
Z

er
)(
⊕

_____.

enn kald
v
< >

luft.
Z

Tegn	en	ting	som	svever.

Hva	har	du	tegnet?

Jeg	har	tegnet:

På **bildet** **ser** **du** en **ørn.**


Ørnen **svever** **i** **lufta.**


Ørnen **har** **brede** **vinger.**


Varm **luft** **stiger** **opp.**



Ørnen **finner** **den** **varme** **lufta.**

Ørnen **svever** **på** **den** **varme** **lufta.**

Lag	strek	fra	tall	til	tall.
) (>	#	> ·	#
					

Hva	har	du	tegnet?
x	x	⊥ 2)
? □	±		

Jeg	har	tegnet	en
x	x)	
⊥ 1	±		\

Fargelegg	tegningen.
x	
	

På	bildet	ser	du	mange	fugler.
↘					

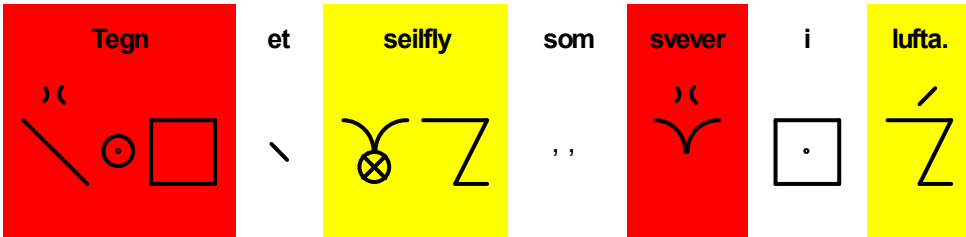
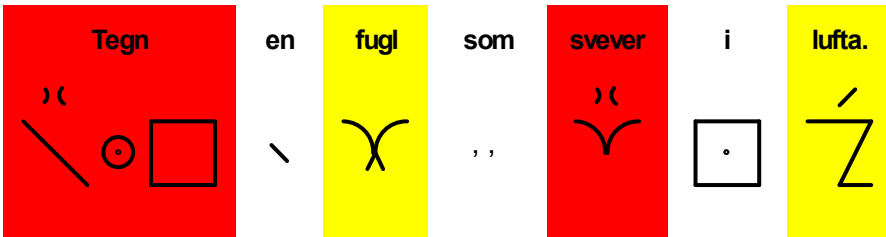

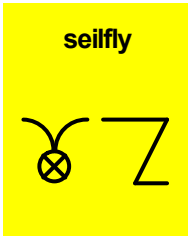

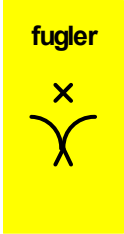

Fuglene	har	brede	vinger.




Fuglene	finner	den	varme	lufta.




På	bildet	ser	du	seilfly.
↘				



Seilfly	har	brede	vinger.




Seilfly	svever	på	den	varme	lufta.
		↘			








Mats	bygger	fly.
	x 	

Flyet	er	et	seilfly.
	((	\	

Seilfly	har	ikke	motor.
	x ±	-!	

Seilfly	har	brede	vinger.
	x ±	v 	

Seilfly	svever	i	lufta.
	((	□	

Seilfly	kan	sveve	lenge	i	lufta.
	((v	^ )	□	

Husker	du?

Fugler	svever	på	den	varme	lufta.

Flyet	til	Mats	svever	på	den	varme	lufta.
	>.						

Fugler	har	vinger.

Flyet	til	Mats	har	vinger.
	>.			

Seilfly	har	vinger.

På	tegningen	ser	du	en	fugle-	vinge.
				\		

På

tegningen

ser

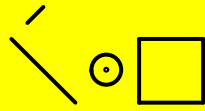
du

en

fly-

vinge.

↘



Er	vingene	like,	synes	du?
) (x /	=	^	
⊙	∩		⊙ ?	⊥ 2

Vi	lager	papir-	fly.
x	x		
⊥ 1	△	□	∩ ⊙

Se	på	tegningene.
) (x /
⊙	∩	□ ⊙

Bruk	et	ark.
x	\	
⊙ ⊙		□

Lag	et	fly.
) (\	
△		∩ ⊙

Prøv	flyet	i	skole-	gården.
) (/			/
⊙ ?	∩ ⊙	□	△ ⊙ △	△ ⊙ ∩

Svever	flyet	ditt?
) (/	
∩	∩ ⊙	⊥ 2 +

ORD TIL SIDE 5

(side 1 i originalutgaven)

roret



"Leiv Eriksson



oppdager



ORD TIL SIDE 13

(side 6 i originalutgaven)

fugler



ugle



hakkespett



reir



kikkert



ORD TIL SIDE 16
(side 9 i originalutgaven)

hakkespett



svartspett



grønnspekk



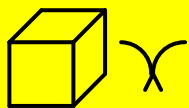
dvergspett



ORD TIL SIDE 23

(side 13 i originalutgaven)

fuglekasse



kjøttmeis



blåmeis



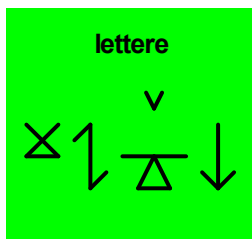



stær



ORD TIL SIDE 30

(side 16 i originalutgaven)



ORD TIL SIDE 34
(side 18 i originalutgaven)

pose



ballong



ORD TIL SIDE 39

(side 21 i originalutgaven)

